

1991 FEDERAL & ONT. INCOME TAX

=====
Rev. to:

- Instructions.....F5-INSTR
- Step 2.....F5-PAGE1
- Step 3.....F5-PAGE2
- Step 4.....F5-PAGE3
- Step 5(Summary).....F5-PAGE4
- Schedule 1.....F5-SCHED1

=====
STEP 2 - CALCULATION OF TOTAL INCOME

Employment Income:

- Empl.Inc. Bfr. Ded.,box (14),all T4 slips 101
- Commissions box(42),T4 slips
- Other employment income (Incl tips, grats.) 104

Pension Income:

- Old Age Sec. Pension, Box (18), T4A(OAS)
- Canada or Que. Pens. Plan Ben.-Copy 2 of T4A(P)
- Other pens. or superannuation -Copy 3,T4A

Income from other sources:

- Family allowance payments - TFA1
- Unemployment Ins. benefits - Copy 2, T4U
- Taxble amnt. of divs., Cdn Corpns.,Sched.5
- Interest & other invest. income (Sched. 5)
- Partnshp inc.-Ltd. or non-actv. only Sch.5
- Rental income
- Taxable capital gains (attach Schedule 3)
- Alimony or separation allowance income
- Reg. Retirement savngs plan income T4RSP
- Other income (please specify)

Self Employment Income:

- Business income
- Profess. income
- Commission income
- Farming income
- Fishing income

TOTAL INCOME (L. 101 to 143) (To L. 150)

=====
STEP 3 - CALCULATION OF TAXABLE INCOME

DEDUCTIONS FROM TOTAL INCOME:

- Pens. adj. (Box 52, T4, 34, T4A)
- Registered pension plan Contributions Line
- Reg. Ret. Savings plan contrib. (Recpts)

Sheet1

Annual union, prof. or like dues (Recpts.)
Child care expenses (attach form T778)
Attendent care expenses (Att. form T929)
Allowable business investment losses Line
Moving expenses (from form T1-M) Line
Alimony or separation allowance paid
Carrying charges and int. exp. (Sch. 5)
Exploration & dev. exp. (Schedule 5)
Other empl. exp. (Form TL2 or T2200)
Other deducts.(pl. specfy.)(See 232-Guide)

NET INCOME:

Social Benefits Repaymnt (See Line 235 in Guide)

Add: Accum. fwrtd. av. amount withdrawal (form T581)

DEDUCTIONS FROM NET INCOME :

Employee home relocation loan deduct. (T4)
Stock option and shares deductions
Limited partnership losses of other years
Non-capital losses of other years.
Net captl. losses,other yrs. (1972 - 1990)
Capital gains deduction (Att. form T657)
North. res. dedctns. (Att. form T2222)
Additional deductions (see guide, L 256)

CALCULATION OF PERSONAL AMOUNTS

MARRIED AMOUNT (See L. 303 in Guide)

If marital status changed in 1991, give date of change:

Married on or before Dec. 31 1991, & supported spouse (X box 1 or 2):

Whose net inc.* that year wasn't over \$524.00 1.

Whose net inc.* was over \$524.00 but less than \$5757.00 2.

*The inc.of spouse(in yr. of mrtl. brkdn.) is net inc. wh.lvg. together

AMOUNTS FOR DEPENDENT CHILDREN (See L. 304, Guide)

Prov. details & claim according to child's age & net income.

IF CHILD'S NET INC. EXCEEDS \$2617.00, SEE L. 304 IN GUIDE

. CHILD BORN 1973 OR LATER -CLAIM \$406 FOR FIRST TWO, \$812 EACH ADDTNL.

. CHILD BORN 1972 OR EARLIER & PHYS. OR MENTLY. INFIRM -CLAIM \$1540 EA.

Prepare list manually and transfer amounts at (A) or (B) to L 303

and (C) to Line 304 on page 3, below.

STEP 4 - CALCULATION OF TOTAL NON-REFUNDABLE TAX CREDITS

Basic personal amount

Age amount, born 1926 or <
Married amount (Do persnl. amts.,p.2)
Amounts for dep. childrn (pers. amts. p.2)
Additional personal amounts (Schedule 6)
 Canada or Quebec Pension Plan:
Contr. thru. empl. Box(16),T4(Max \$632.50)
Contr. pay. on self-emp. earngs (Sched. 8)
Un.Ins. prems. box(18)T4 slips(Max\$892.84)
Pension income amnt.(Max \$1000, L.314,Gde.)
Disability amount for self(claim \$4118.00)
Disability amnt. for dependent not spouse
Tuition fees for self(att. T2202A or rects.)
Eductn. amnt, self (forms T2202 or T2202A)
Tuitn. fees & ed. amount from child (T2202)
Amount transf. from spouse (Att. Sched. 2)
Med. exp.(Att.recpts,Schedule 4)
 Subtr. Min. of 3% L 236 or \$1570
 Allowable portion of expense
 Add L 300 to 326 & 332 (See Gd. L 335)
Non-ref. tax cr., 17% of line 335 or see Table A
 Chartbl. dontns (Recpts.)
 Gifts to Can., prov.(rects.)
Total dontns. (L340 + 342)
 On first \$250 or less
 On balance of
 Add L. 3338,346,348 = TOT. NON-REF TAX CREDITS

=====

STEP 5 - SUMMARY OF TAX AND CREDITS

FEDERAL INCOME TAX - from line 400 on Table A
Enter:Total non-refund. tax cr.(Fm Line 350, p 3)

FED.POL.CONTR.TX CR.Tot.Contr.
Allowable tax credit (Fm. calc L.410, Gd.)
INVESTMENT TAX CREDIT (Att. T2038 (IND))
Labour-Sponsored Funds tax cred. (Recpts.)

FEDERAL INDIVIDUAL SURTAX (L 419,Sched. 1)

C.P.P. contrib. on self employed earnings from Sched. 8
Repayment of Social Benefits (Line 235 in Guide)
Repayment of Child Tax Cred. Overpayment fm. Sched. 7
 ONTARIO TAX (See L 428 in Guide)

TOTAL INC. TAX DED.(Per T4 slips)
FEDERAL CREDITS
Child tax cr.(Att.Sched. 7, Pts A & B)
C. P. P. overpayment
Unemp. Ins. overpayment
Refund of Invest. tax cr. (Att.T2038 IND)
Part XII.2 tax credit (attach T3 slip)
Employee & Partner GST rebate(Att.GST-370)
OTHER CREDITS
Tax Paid by Installments
Fwd. avging tax credit (Fm.T581)
ONTARIO TAX CREDITS
Add L. 437 to 479
Subtr.L 482 Fr. 435 & enter diff. in proper space below

=====

SCHEDULE 1 - DETAILED TAX CALCULATION (see Guide)

FEDERAL INCOME TAX
Taxable income from page 4, L 400
 On the first
 On the remaining
 Total Fed. Inc. Tax on Taxable Inc.
ADD: Tax adjustments (L500, Gde., specify)

SUBTRACT:TOT. NON-REF. TAX CR.(L 350, P 3)
 Fed Div Tax Cr.-13.3% Tax C.Divs.(L 120)
Minimum Tax Carry-over ("line 504")

SUBTRACT: Fed. Foreign Tax Cr. - make sep. calc. for each For. Ctry. .
(a) Inc. Tax, Prof.Tax pd. to For. country
(b)Net For.inc.508
 Net Income

FEDERAL INDIVIDUAL SURTAX (Line 419, Guide)
BASIC FEDERAL TAX (line 506)
Subtr.: Fed. Forward Ave. Tax Cred. (Form T581)

Add: 1.Amt. (A)
 : 2.(Amt. (A)

Subtr.:Addtnl. Fed. For. Tax Cr.,Part II of T2209

Subtr.:Additional Invest. Tax Cr., Sect II of T2038

=====

SECTION I - ONTARIO INCOME TAX

Gross Ont. Income Tax - 53% of Basic Federal Tax line 506

Add:Ont. Surtax- 12% of "Gross Ont. Inc. Tax" over \$10,000

Subtract: Provincial Foreign Tax Credit from form T2036

SECTION II - ONTARIO TAX REDUCTION (If not subj. to Min. Tax, Form T691)

PERSONAL AMOUNT CALCULATION

Basic Amount, all claimants

Dep. Children born 1973 or later

No. of children

Amt. for dis. dependents .

No. of Dis. Depndts.

TOTAL PERSONAL AMOUNT (L 1 TO 3)

ONTARIO TAX REDUCTION CALCULATION

Amt. at Line (B)

Amt. at Line (A)

ONTARIO TAX REDUCTION - Line C Minus Line D (0 if Neg.)

ONTARIO TAX-(A)-(E)(Unless Ont.Inv./Wrkr-Own. Cr.)

SECTION III - ONTARIO INVESTMENT & WORKER OWNERSHIP PROGRAM TAX CREDIT

Ont. Lab. Sp. Inv. Fund Cr.(Fm.OIWOP 1991)

Ont. Empl. Ownership Cr. (Fm. OIWOP 1991)

TOTAL ONT. INV. & WORKER OWNERSHIP CR.(L(G)+L(H))

ONTARIO TAX (L(F)-L(I)) To Line 428, P. 4

COPYRIGHT PROF. C. E. LAW, 1984,1986,1987,1988,1989,1990,1991,1992

07MAR92

Menu

102

Gross: 160

Gross: 152

Gross: 154

Gross: 155

Gross: 158

Gross: 170

=====

Total income (fr. L. 150 p.1)

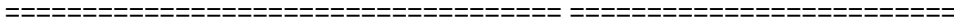
(Add 207 to 232 incl.)
(L.200 - 233)

(L.235 - 234)

Add L. 248 - 256
Subt. L.257 fm. 239
DO SCHEDULES AT THIS POINT

CLAIM TO ENTER ON L. 303, P 3

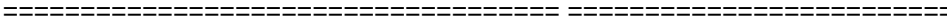
Subtr. Spouse's net income



Claim \$6280.00

Sheet1
Claim \$3387.00

340
342
344



Taxable Income

409

Total above credits
Fed. Tax Before Fed. Ind. Surtax

(L. 417 + 419)

Add L. 420 to 428

TOTAL CREDITS

REFUND:

=====

Total of above credits

<E> X
#VALUE!

FEDERAL TAX (To L 406, p 4)

x 5%
-\$12,500 X 5%

FEDERAL INDIVIDUAL SURTAX (L 419, p 4)

=====

569 <No.>

570 <No.>

#VALUE! X 3

#VALUE! X 2

Name: _____

Date: _____

(Press <F5> and then Range NAME)
 Ont. Tax Cr.(T1C(ONT)...F5-TXCRONT
 ONT.TAX(T1C(ONT)TC).....F5-ONTTX
 Sched 7 (or 8).....F5-SCHE7 (8)
 User Support.....F5-I14
 Printing Menu.....Alt-P
 Rename & save your template now!

<T4> <T4>
 <E>

113 <T4A(OAS)>
 114 <T4A(P)>
 115 <T4A>

118 <TFA1>
 119 <T4U>
 120 <S5>
 121 <S5>
 122 <S5>

<E> Net 126 <E>
 127 <S3>
 128 <E>
 129 <T4RSP>
 130 <E>

<E> Net:135 <E>
 <E> Net:137 <E>
 <E> Net:139 <E>
 <E> Net:141 <E>
 <E> Net:143 <E>

0.00

200

<Box 52,T4,32,T4A> 206 .
 207 <E> .
 208 <E> .

Sheet1

	212	<E>	.	
	214	<T778>	.	
	215	<T929>	.	
	217	<E>	.	
	219	<T1-M>	.	
	220	<E>	.	
	221	<S5>	.	
	224	<S5>	.	
	229	<E>	.	
	232	<E>	.	
	233		0.00	
NET INCOME BEFORE ADJ.				234
				235
				236
NET INCOME				237
				239
(L. 236 + 237)				
	248	<T4>	.	
	249	<E>	.	
	251	<E>	.	
	252	<E>	.	
	253	<E>	.	
	254	<T657>	.	
	255	<T2222>	.	
	256	<E>	.	
	257		0.00	
TAXABLE INCOME				260

<DAY>

L. 303 p3 (A)

(B)



300

6,280.00

Sheet1

	301	<E>	
	303	<E>	
	304	<Dep Ch p2>	
	305	<SCHED 6>	
	308	<T4>	
	310	<CPP SE>	
	312	<T4>	
	314	<T4>	
	316	<E>	
	318	<E>	
	320	<E>	
	322	<T2202>	
	324	<T2202>	
	326	<S2>	
	<S5>		
	#VALUE!		
	#VALUE!		
	332	#VALUE!	
	335	#VALUE!	
			338
	<E>		
	<E>		
	#VALUE!		
	#VALUE! Cr. @ 17% is		346
	#VALUE! Cr. @ 29% is		348
			350
=====			
	400	#VALUE!	
			401
			402
FEDERAL TAX			406
	<Contr.>		
	410	<E>	
	412	<E>	
	414	<E>	
	416	#VALUE!	
			417
			419
NET FEDERAL TAX			420
			421
			422
			426.
			428

TOTAL PAYABLE

435.

437	<E>
444	#VALUE!
448	<E>
450	<E>
454	<T2038-IND.>
456	<T3>
457	
476	<E>
478	<T581>
479	#VALUE!
482	#VALUE!

#VALUE!

BALANCE DUE:

AMOUNT ENCLOSED:

=====

#VALUE!
 #VALUE! tax is
 #VALUE!

#VALUE!

#VALUE!
 #VALUE!
 #VALUE!

500

Total

501	#VALUE!
502	#VALUE!
504	<E>
	#VALUE!

BASIC FEDERAL TAX

506

#VALUE!	=	507	<E>
			#VALUE!

Deduct MIN. of(a) or (b)

509
406

Amount (A)

#VALUE!
 <T581>
 #VALUE!

INDIVIDUAL SURTAX (L.1. & 2.)

Sub Total

511
517
518
419

=====

T1C(ONT.) TC-1991

Adjusted Ontario Income Tax

ONTARIO INCOME TAX (A)

	1.	167.00	
x \$350	2.	#VALUE!	
x \$350	3.	#VALUE!	
		#VALUE! (B)	
		#VALUE! (C)	
		#VALUE! (D)	
		(E)	
			428

541	<OIWP'91>	(G)	.
573	<OWIOP'91>	(H)	.
		#VALUE! (I)	
		(J)	

MACROS	Q227..X247
INSTR	I1..P73
ONTTX	A204..H229
PAGE1	A11..H42
PAGE2	A44..H95
PAGE3	A97..H125
PAGE4	A127..H166
PRINTP	R242
PRN_SEL	R230
PRN_SEL2	R236

Sheet1

PR_PAGE	R244
SCHED1	A169..H201
SCHED7	I95..P165
SCHED8	I133..P164
TAXTABLE	K80..M87
TXCRONT	I169..P225
USERSUPT	I14..P69
\P	R228

1991 FEDERAL & ONT. INCOME TAX

This 1-2-3 template originated from a 1983 VISICALC template prepared by Prof. John McKirdy and myself. From 1987 and 1988 some ideas were borrowed from Mel Hall of the PC Club of Toronto. The spreadsheet is basically a two column vertical one with Scheds 1,7 & 8 located at the end, the rest in a separate spreadsheet. The menu at (HOME) takes you to everything. You are expected to enter a number when you see <E> or <S1> etc.(Reverse Video), calculated automatically. The split window allows what-if studies: When you alter something, the Bottom-Line changes. If you need other scheds., do TSCHED91.WK1 (Rename it) and transfer values first.

PAGE 1

User Supported Software

This template is user-supported shareware. Should you encounter any difficulty please call Prof. Law, 544-4478 (evenings).

If you think of any enhancements that could be made to this template, please let me know so that all of us may benefit.

Caution: There is always the possibility of error in the spreadsheet because it is impossible to test the myriad combinations. IMPORTANT, PLEASE NOTE CAREFULLY...

=====

No guarantee, warranty or commitment of any nature whatsoever is given or implied! The user uses this template purely at his/her own risk. No representation is made as to the compliance of this template with current, past or future tax laws, practices or regulations and IT IS THE USER'S RESPONSIBILITY to assure accuracy and compliance.

THIS TEMPLATE/SPREADSHEET IS NOT MEANT TO REPLACE THE NEED FOR A QUALIFIED PROFESSIONAL TAX AND/OR FINANCIAL PLANNING ADVISOR.

Several years ago Mel Hall decided to not to set any price on his spreadsheet. It was left up to the users to determine its value. No set payment is requested should you decide to use this spreadsheet. However, 0.00 should it prove useful, please send me what you feel it is worth, noting ===== that disks, postage, etc., come to about \$4. Also feel free to copy and pass on this software to others. Users are encouraged to register by Page 2 sending self determined contributions to:
0.00

Sheet1

What do I get if I register?

- A) You may call for assistance in using the spreadsheet.
- B) You will be mailed next year's overlay sometime in January.
- C) You will be notified about any major changes that affect the accuracy of this year's spreadsheet sometime in March.

Mel Hall says (Dec 88) (and I echo him):

"Last year I was trading my spreadsheet for the souls of those who did not register. I have now acquired a sufficient number of souls to last the duration of this life and the next. Those who do not register 0.00 use the spreadsheet not knowing if any errors exist that may affect the 0.00 accuracy of logic or calculations. The elite group who register help me and each other (through me) to ensure an accurate tool by late March."

<Gd.235>

#VALUE! This template is based on the T1 form itself. I have tried to <T581> match the form closely, obeying Revenue Canada's rules, but stay on one #VALUE! screen. I have included line numbers, etc., where feasible. Printing the form directly is so far not practical; it must be copied to the T1 form. Please check the README.

0.00

#VALUE!

<MONTH>

5,233.00

5,757.00

<Net Inc.>

#VALUE!

===== SCHEDULE 7:-CHILD TAX CREDIT
PART A: MUST BE COMPLETED IF CLAIMING PART B: BELOW
Page 3 My Net Inc. fr. L. 236 on p.2(If neg. enter 0)
My spouse's Net Income (If neg. enter 0)

Other supporting person's Net Income
Net Fed. suppl. (From box 21 on T4A(OAS)), soc. assistance
payments and worker's comp. payments recd. in year by me,
my spouse, and other supporting person
INCOME to enter on line 11 and/or 22 below

CERTIFICATION BY SPOUSE &/OR SUPPTG. PERSON OTHER THAN SPOUSE
I hereby certify that the Net Income reported on line 2 or line 3 in the
calc. of income above is my true and correct Net Income for the year.

Signature of Spouse

PART B: CHILD TAX CREDIT (See "L. 444", Guide)
. Only ind. (usually mother) elig. for Fam. Allow. may claim this credit
Number of eligible children
(Fr.Box (15) TFA1 (Att.copy)
Calc. of supplement for children born 1985 or later
No. children fr.Box(17)TFA1

#VALUE! Child care exp. claimed by you, spouse, and other supp. person
re. childr.on L.546
Max. supplement avail. (L546-L. 550)

#VALUE! Income from Line 5,(Part A above)
#VALUE! Subtract: Base amount
#VALUE! Inc. in excess of base amnt. (0 if Neg.)

===== Enter 5% of Line 13 above
Ln. 10 minus L. 14 (0 if neg.)

Page 4 SUBTR:Child tax cr. prepay. Box(16) on ATC1)(Att.)552
CHILD TAX CREDIT (To p. 4, L. 444, or 426 if neg.)

#VALUE!
#VALUE! =====
#VALUE!

SCHEDULE 8 . SELF EMPLOYMENT REPORT CALCULATION OF
CANADA PENSION PLAN CONTRIBUTION ON SELF-EMPLOYMENT EARNINGS
If you reported self-empl. inc., L 135 to 143 of p. 1, compl. Sched.8
You must file a statement of income & expenses with your return.

#VALUE! Enter the amount of salary or wages paid to your spouse

#VALUE!

#VALUE! Compl.the foll. for bus. wi largest total income.
Employer's rem. Acct.#.

#VALUE! Bus. Name.

#VALUE! Location(No., Str., P.O.Box, R.R.)

<E> _____

#VALUE! City _____

#VALUE! Prov. or Terr. _____ Postal Code _____

Briefly descr. major bus. acty.:

#VALUE! _____

Has maj.acty. chngd si.last return?

1. No _____

CANADA PENSION PLAN CONTRIBUTION ON SELF-EMPLOYMENT EARNINGS

Pensionable Self-Employment Earnings

Add:Pens. earnngs. fr. employmt, box (14),T4

Equals: Total pens. earnings

Subt. Bas.Cda. Pension Plan Ex. of \$3000.00

Equals:Earn. Subj. to Contribtn. (max. \$27,500)

Req. Contrib. (4.4% of "Earnings Subject to Contr.")

Subt.:Contr. through empl.(from T4 slips)

#VALUE!

#VALUE!

C.P.P. Contr. Payable on Self-Employed Earnings

#VALUE! (Enter (E) on L. 310, (p.3) and L. 421(Page 4))

#VALUE! =====

=====

T1 - 1991 ONTARIO TAX CREDITS

Guidelines for claiming Ontario Tax Credits appear on accompanying page.

CALCULATION OF INCOME FOR ONTARIO TAX CREDITS

Your spouse &/or "supporting person" must compl. & sign cert. on reverse.

My Net Income

#VALUE! My spouse's Net Income (if neg. enter zero)

<TAX ADJ> Oth.sup. pers's Net Inc.+Net Fed. Sup. (Box 21 T4A(OAS)), plus

#VALUE! Soc. Ass.& Wrkmn's Comp. Rec'd during year

Net Fed. supp. by you & sps.(Box(21) T4A(OAS)

Plus Soc. assist. and workers' comp.

TOTAL INCOME FOR OHOSP. TAX CR. calc(L.1 to 4)

#VALUE!

Tot. Inc. for Ont. Prop. & Sales tax cr. calcs.

#VALUE! CALCULATION OF ONTARIO PROPERTY & SALES TAX CREDITS FOR 1991

PROPERTY TAX CREDIT (See item 2 and complete declaration)

Total Rental PayM'91

Property Taxes pd. in 1991

College Residence - claim \$25.00

Occupancy Cost

#VALUE! Enter \$250.00 or Occup. Cost, whichever is less

#VALUE!

SALES TAX CREDIT - See item 3 on accomp. page

Basic Sales Tax credit

Add.clm. fr pers. wi whm you res.Claim \$100

#VALUE! No. of child. born 1973 or later

#VALUE!

#VALUE!

<T2209>

#VALUE! Enter 2% of Line B or nil whichever is greater (D)

<T2038> NET PROP. AND SALES TAX CREDITS -Subt.(D) fr.(C) (E)

#VALUE! Enter Amount (E) or 1000.00 whichever is less (F)

=====

CALC. OF ONTARIO POL. CONTR. TAX CREDIT FOR 1991 (Att. Receipts)

Total Ontario Political Contr. in 1991

#VALUE! All. credit - 75 % of first \$200.00 Contr.

#VALUE! 50 % of next \$600.00 Contr.

#VALUE! 33.3 % of amt. exc. \$800.00

<T2036> Total all. cr., max.\$750.00

#VALUE! Ontario Tax (from line 428 on your return)

Subtr: Ont. Prop. & Sales Tax Cr. amnt. (F)above

Ont.Tax in exc. of Prop.,Sales tax cr. (II)

ALLOWABLE ONTARIO POLITICAL CONTRIBUTION TAX CREDIT -

Enter Amnt (I) or Amnt (II) whichever is less

Calc. of Ont. H. O. S. P. Tax Cr. for 1991 (See item 5, att. T1C Receipts)

OHOSP Total Income: Enter amnt. (A) above

If res. wi spouse etc.,enter 1/2 of(A)or 0 (b)

#VALUE! Qual. Inc. (subtr. (b) from (a)

Contr. to my plan (maximum \$2000.00)

Spouse's contr. to own plan (max \$2000)

#VALUE! Total Contributions (total of above 2 lines)

#VALUE! Enter tax cr. factor (fr. tax table on reverse)

ONT. H. O. S. PLAN TAX CR. (Line(I) x L(J))

ONT. TAX CR.-Total of Amnts (F),(G) &(K) -(to L. 479)

#VALUE!

#VALUE!

Sheet1

Name: _____

but white (protected) cells are

Prof. Cec. Law,
119 Fairway Hills Cres.,
Kingston, Ont.,
K7M 2B5

Cec Law

TAX RATES for 1991

Taxable
Income

0
28,784
57,568
999,999

Tax
Is

0
4,893
12,377

Signature of Supporting Person


545

550

<No.> X \$207

<E> X 25%

Add L. 6 and 9



<Acct. #>

|If maj. bus. act. is resale of goods,
|Indicate Ret.

|
|If maj. acty trucking, are you also:
|"Owner-Op.", "Leased-Op.", "Broker-Op."
|for trucking concern?

| 1.No
|Spec. princ. prods. mined, mfgd. or

|sold, type of constr. acty. or serv.
|& approx percent of rev. from each.
| 1.
| 2.
| 3.

2.YES ____

=====

Subtr. base amount

555	<E>	x 20% =
		556
		558
		559

Add:10% of Occupancy Cost
Total Property Tax Credit

Claim \$100

Total Sales Tax Credit

<E>

Sheet1

Total of above credits (C)

Date: _____

(Press PgDn)

Press PgDn

Rate
On
Next

17%
26%
29%

547	#VALUE!	1 .
	<E>	2 .

548 <E> 3 .

549 <E> 4
#VALUE! 5

Date

<No.> x \$585 6. #VALUE!

7. #VALUE!

8. #VALUE!

9. #VALUE!

10. #VALUE!

11. #VALUE!

12. 25,215.00

13. #VALUE!

14. #VALUE!

15. #VALUE!

16. <Box 16>

17. #VALUE!

=====

T1-1991

<E>

___ or Whsl. ___

___ 2. Yes ___

_____		_____	%
_____		_____	%
_____		_____	%
	0.00		
<T4>	#VALUE!		
	3,000.00		
	#VALUE! (A)		
	(B).	#VALUE!	
<T4>	(C)		
	x2= (D)	#VALUE!	

((B)-(D))	(E)		#VALUE!

=====

T1C(ONT.) - 1991

	1	#VALUE!
	551 2	<E>
	581 3	<T4A(OAS)>
	592 4	<T4or T4A(OAS)>
	(A)	#VALUE!
		4,000.00
	(B)	#VALUE!
		%
	#VALUE!	%
	<realty tax>	%
	<E>	
	#VALUE!	
	#VALUE!	
	#VALUE!	
	#VALUE!	#VALUE!
593	100.00	
	<E>	(See 3.Guide)
x \$50.00	#VALUE!	
	#VALUE!	#VALUE!

#VALUE!

#VALUE!

#VALUE!

#VALUE!

565

<E>

#VALUE!

#VALUE!

#VALUE!

(I)

#VALUE!

#VALUE!

#VALUE!

#VALUE!

(G)

#VALUE!

(a)

#VALUE!

<E>

597

#VALUE! (H)

598

<E>

599

<E>

#VALUE! (I)

0.000 (J)

#VALUE! (K)

#VALUE!

#VALUE!

MACROS:

\p

PRN_SEL

PRN_SEL2

PRINTP

PR_PAGE

{MENUBRANCH PRN_SEL}

1PRINT
PRINT PAGE ONE
{LET PR_PAGE,PAGE1}~
{BRANCH PRINTP}

2PRINT
PRINT PAGE TWO
{LET PR_PAGE,PAGE2}~
{BRANCH PRINTP}

3PRINT
PRINT PAGE THREE
{LET PR_PAGE,PAGE3}~
{BRANCH PRINTP}

ONTTX
PRINT ONT_TAX
{LET PR_PAGE,ONTTX}~
{BRANCH PRINTP}

TXCRONT
PRINT TXCRONT
{LET PR_PAGE,TXCRONT}~
{BRANCH PRINTP}

QUIT
QUIT
{HOME}

{WINDOWSOFF}
/ppcr
PAGE2
~agpq

```
{WINDOWSON}  
{IF PR_PAGE<>"ONTTX"}{BRANCH \p}  
{MENUBRANCH PRN_SEL2}
```

Calls Print menu

4PRINT	SCHED1	7SCHED&8
PRINT PAGE FOUR	PRINT SCHED. 1	PRINT SCHED. 7 & 8
{LET PR_PAGE,PAGE4}~	{LET PR_PAGE,SCHED1}~	{LET PR_PAGE,SCHED7}~
{BRANCH PRINTP}	{BRANCH PRINTP}	{BRANCH PRINTP}

ONTTX&CR	QUIT
PRINT ONT. TAX OR CR.	QUIT
{MENUBRANCH PRN_SEL2}	{HOME}

RESERVED
FOR MENUBR